


2006 in Review



*Junior right-hander
Brandon Morrow shined
for the 2006 Golden
Bears, earning first-team
All-Pac-10 honors and
becoming the fifth pick
overall by the Seattle
Mariners in the June
Major League Draft.*

2006 SEASON IN REVIEW

INDIVIDUAL ACCOMPLISHMENTS HIGHLIGHT 2006 SEASON

The California baseball team was not able to make the NCAA postseason in 2006, losing a frustrating 12 one-run games to finish 26-28 overall and 9-15 in the Pac-10. The Golden Bears did, however, have a school-record eight players sign professional contracts, including first-rounder Brandon Morrow. As a team, Cal captured three-game series over Long Beach State, UC Santa Barbara, Stanford, Washington, Arizona, Washington State and UCLA. The Bears' young pitching staff also exceeded expectations, finishing with a team ERA of 3.92, the lowest Cal team ERA since 1989.

A definite highlight in 2006 was the play of junior right-hander Morrow, who became the highest draft pick in Cal history when he was selected in the first round, and the fifth pick overall, by the Seattle Mariners. Morrow now heads the Cal list of draftees that includes shortstop/outfielder Ted Parks, who was the 16th pick overall by the Baltimore Orioles in 1966, the second year of the Major League Amateur Draft, and Conor Jackson, who was the 19th pick overall by the Arizona Diamondbacks during the 2003 draft.

Morrow was named first-team All-Pac-10 and was one of 10 semifinalists for the Roger Clemens Award as the nation's top collegiate pitcher. He owned a 7-4 record and was second in the Pac-10 with a 2.05 ERA, sixth


in the conference with 97 strikeouts (10th on Cal's single-season strikeout list) in 96.7 innings (10th in the Pac-10), and opponents batted .211 against him (third in the Pac-10). He had complete games at UNLV and Stanford, and only allowed 39 walks and 72 hits in his 96.7 innings. Morrow notched wins over UC Irvine, UC Santa Barbara, UNLV, Pacific, Washington, Arizona and Washington State. He was selected the National Pitcher of the Week by *Collegiate Baseball* and *Rosenblatt.com* when he allowed no hits in 6.3 innings with 12 strikeouts and only one walk in the Feb. 3 season-opener at UC Irvine.

Junior center fielder Brennan Boesch was picked in the third round by the Detroit Tigers. Boesch, a first-team preseason All-American, finished the 2006 campaign batting .313 with 11 doubles, 10 home runs (seventh in the Pac-10) and a team-leading 42 RBI. He ended the year hitting safely in 19 of the team's final 20 games, including three game-winning

RBI. For his career, Boesch had a .327 average with 37 doubles, three triples, 21 home runs and 90 RBI. He was a first-team All-Pac-10 selection in 2005 and honorable mention All-Pac-10 in 2006.

Three more Bears were picked in the first day of the draft for an impressive five players in the first 10 rounds.

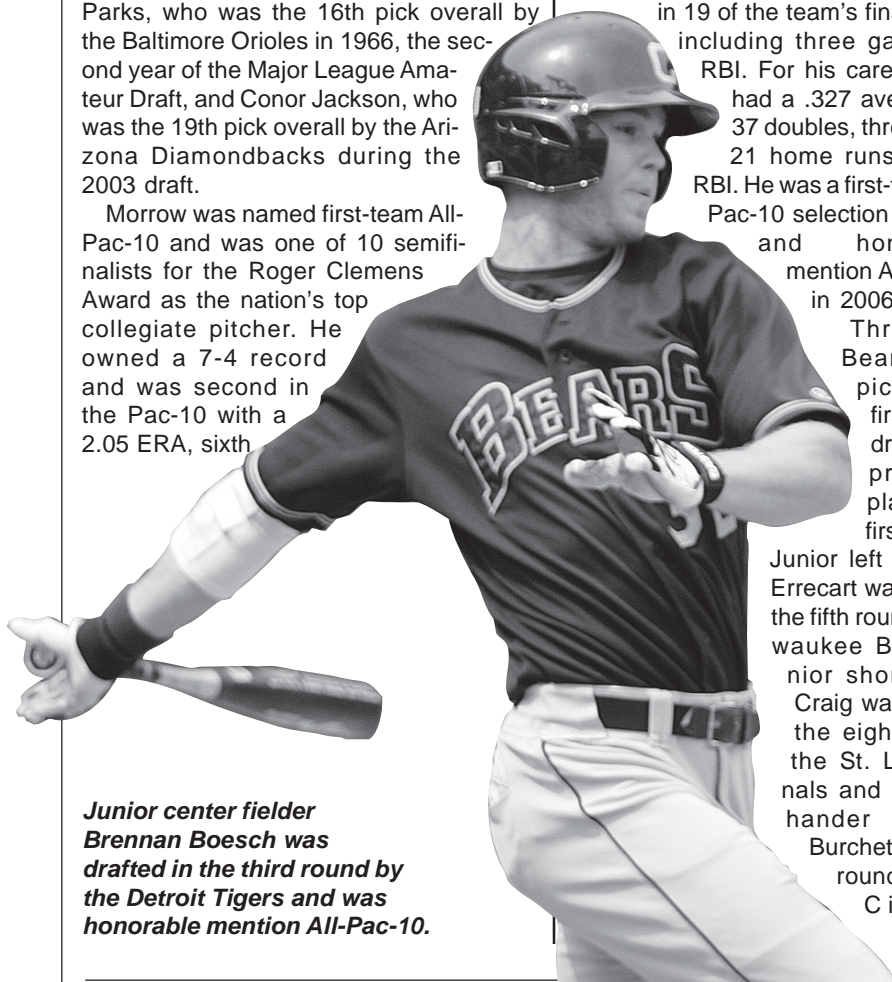
Junior left fielder Chris Errecart was selected in the fifth round by the Milwaukee Brewers, senior shortstop Allen Craig was selected in the eighth round by the St. Louis Cardinals and senior right-hander Jeremy Burchett was a ninth round pick of the Cincinnati Reds.



Senior shortstop Allen Craig, drafted in the eighth round by the St. Louis Cardinals, led Cal with a .334 average.

Errecart, a second-team preseason All-American in *Baseball America*, batted .268 with seven doubles, eight home runs and 30 RBI, including a game-winning homer Feb. 11 against Long Beach State on his 21st birthday. For his career, he had a .284 average with 26 doubles, 19 home runs and 83 RBI.

After being named a first-team Summer All-American in *Baseball America*, Craig did not miss a beat as he owned a team-best .344 average with a team-high 76 hits, 39 runs, 15 doubles and 11 home runs (fifth in the Pac-10). He also had 27 multiple-hit games, a 124 total bases (eighth in the Pac-10) and a .561 slugging percentage (ninth in the Pac-10). Craig was honorable mention All-Pac-10 in 2005 and 2006. For his career, he had a .308 average with 48 doubles (seventh on the Cal



Junior center fielder Brennan Boesch was drafted in the third round by the Detroit Tigers and was honorable mention All-Pac-10.

all-time list), a triple, 27 home runs (ninth on the Cal all-time list) and 107 RBI in 192 games. Craig's 751 career at-bats are eighth, his 362 total bases are ninth, and his 231 hits are 10th on the Cal all-time list.

Burchett finished his 2006 campaign with 23 strikeouts in 31.0 innings, five saves (eighth in the Pac-10) and a 3.19 ERA in his first year as a full-time relief pitcher.

Two players selected during the second day of the draft were junior right-hander Michael Cooper, drafted in the 26th round by the Chicago Cubs, and junior catcher Garrett Bussiere, who was picked in the 26th round by the Saint Louis Cardinals. Cooper finished the 2006 season 1-3 with a 5.31 ERA in 16 appearances and 12 starts. He recorded 32 strikeouts in 57.7 innings, picking up a victory over UC Santa Barbara Feb. 25 when he threw a season-high 7.0 innings with eight hits, two runs, no walks and three strikeouts. Starting 39 games behind the plate, Bussiere batted .237 with four doubles, six home runs and 14 RBI. For his college career, Bussiere owned a .266 average with 15 doubles, two triples, 16 home runs and 56 RBI. His first collegiate hit was a home run, Feb. 8, 2004 versus Long Beach State.

Senior right-handed reliever Alex Trafton, who was 3-4 with three saves and a 4.10 ERA last season, went on to sign as a free agent with the Tampa Bay Devil Rays. Trafton was seventh in the Pac-10 with 30 appearances in 2006.

As a true freshman, 6-5 right-hander Tyson Ross was named Pac-10 honorable mention after finishing 6-4 with a 3.19 ERA (seventh in the Pac-10), and had 85 strikeouts (ninth in the Pac-10) in 84.7 innings. Ross picked up wins versus Long Beach State, UC Santa Barbara, Georgetown, Washington, Stanford and Pacific. He paced the Bears with 15 starts and had a career-high nine strikeouts in 6.0 innings versus then-No. 17-ranked Long Beach State.

In the academic arena, the Bears had seven players noted by the Pac-10. First-team Pac-10 All-Academic picks included Craig (3.17 GPA in social welfare), junior infielder Brett Munster (3.41 GPA in mass communications) and Trafton (3.28 GPA in Middle Eastern studies). Second-team All-Academic honorees were sophomore outfielder Taylor Grigsby (3.31 GPA in political science) and senior outfielder Rob Nesbitt (3.21 in mass communications), while Cooper and sophomore right-hander Nick Tess were on the honorable mention All-Academic list.

Cal's 2006 team award winners were

Senior right-hander Jeremy Burchett led the Bears with five saves and was drafted in the ninth round by the Cincinnati Reds.



CALIFORNIA BASEBALL DRAFT PICKS SINCE 2000

2000	Xavier Nady	Second round	San Diego Padres
	Mike Tonis	Second round	Kansas City Royals
	Kevin Johnson	14th round	Detroit Tigers
	Jason Williams	21st round	Arizona Diamondbacks
	Brad Steele	26th round	Philadelphia Phillies
	Tommy Callen	33rd round	Toronto Blue Jays
	John Shirley	43rd round	Oakland A's
2001	David Cash	Sixth round	San Francisco Giants
	Clint Hoover	14th round	Houston Astros
	Jason Dennis	14th round	Anaheim Angels
	Rob Meyer	19th round	San Francisco Giants
2002	Trevor Hutchinson	Third round	Florida Marlins
	John Baker	Fourth round	Oakland A's
	Carson White	23rd round	Colorado Rockies
	Matt Payne	50th round	Chicago White Sox
2003	Conor Jackson	First round	Arizona Diamondbacks
	Brian Montalbo	Seventh round	Milwaukee Brewers
	Noah Jackson	Free Agent	Chicago Cubs
2004	David Nicholson	Ninth round	Los Angeles Dodgers
	Justin Nelson	15th round	Colorado Rockies
	Jeff Dragicevich	18th round	Colorado Rockies
	Matt Brown	22nd round	Houston Astros
	Kyle Crist	34th round	Kansas City Royals
	Jesse Ingram	36th round	Texas Rangers
	Brian Horwitz	Free Agent	San Francisco Giants
	Mike Padgett	Free Agent	Texas Rangers
2005	Matt Swanson	13th round	Pittsburgh Pirates
	Travis Talbott	14th round	Florida Marlins
	Adam Gold	33rd round	San Diego Padres
	Eric Dworkis	45th round	San Francisco Giants
	Chris Grossman	Free Agent	New York Yankees
2006	Brandon Morrow	First round	Seattle Mariners
	Brennan Boesch	Third round	Detroit Tigers
	Chris Errecart	Fifth round	Milwaukee Brewers
	Allen Craig	Eighth round	St. Louis Cardinals
	Jeremy Burchett	Ninth round	Cincinnati Reds
	Garrett Bussiere	26th round	St. Louis Cardinals
	Michael Cooper	26th round	Chicago Cubs
	Alex Trafton	Free Agent	Tampa Bay Devil Rays



Senior right fielder Rob Nesbitt had a dramatic game-winning home run in the 13th inning versus Arizona on Apr. 2, 2006.

Craig as the recipient of the Robert A. Roos Batting Cup as the team's leading hitter (.344). Morrow garnered the George Wolfman Award as the team's most improved player, and the Clint Evans Award

as the most valuable player. Ross was selected as the 2006 Freshman of the Year, and Nesbitt, who had a dramatic home run in the 13th inning versus Arizona, was picked for the Wayne Hooper Award.

2006 FINAL STATISTICS

OVERALL BATTING

Player	AVE	GP-GS	AB	R	H	2B	3B	HR	RBI	TB	SLG%	BB	HBP	SO	GDP	OB%	SF	SHSB-ATT	PO	A	E	FLD%	
24 Michael Capbarat	.400	3-1	5	1	2	1	0	0	2	3	.600	1	0	0	1	.500	0	0	0	1	0	1.000	
4 Allen Craig	.344	54-54	221	39	76	15	0	11	32	124	.561	15	7	22	4	.403	0	3	6-9	83	150	18	.928
32 Brennan Boesch	.313	54-54	214	35	67	11	0	10	42	108	.505	20	2	23	1	.372	3	0	7-10	118	3	4	.968
20 Jordan Karnofsky	.283	25-12	46	5	13	3	1	1	5	21	.457	6	1	13	1	.377	0	0	0-1	0	0	0	.000
23 Rob Nesbitt	.280	30-20	75	18	21	6	0	2	11	33	.440	8	8	15	0	.407	0	6	1-1	26	0	0	1.000
22 Chris Errecart	.268	52-52	194	27	52	7	0	8	30	83	.428	16	12	38	5	.359	1	1	4-6	137	7	3	.980
5 Brett Munster	.268	47-43	142	17	38	7	1	3	18	56	.394	12	3	21	3	.331	3	11	1-2	64	105	5	.971
16 Charlie Cutler	.246	27-18	69	13	17	1	1	0	6	20	.290	4	2	5	2	.307	0	4	3-4	36	2	0	1.000
29 Ryan Hanlon	.245	24-14	53	3	13	4	0	0	5	17	.321	7	0	11	1	.333	0	0	0-1	7	1	1	.889
42 Mike Van Winden	.239	52-49	163	19	39	10	1	0	22	51	.313	16	2	23	6	.308	4	12	3-5	438	34	4	.992
2 Taylor Grigsby	.238	31-19	80	11	19	2	1	0	10	23	.288	3	2	11	2	.282	0	2	0-0	27	1	1	.966
34 Garrett Bussiere	.237	41-40	139	18	33	4	0	6	14	55	.396	12	3	30	3	.312	0	2	1-1	269	36	5	.984
3 Josh Satin	.222	47-47	167	18	37	5	1	2	20	50	.299	18	4	24	7	.311	1	7	6-8	28	75	7	.936
10 Stephen Carlson	.207	21-8	29	2	6	1	0	0	3	7	.241	2	2	5	0	.303	0	5	2-3	1	3	1	.800
28 Travis Howell	.203	26-21	79	12	16	3	0	1	10	22	.278	10	1	22	3	.300	0	5	2-2	110	17	2	.984
26 Michael Brady	.167	12-1	12	3	2	0	0	0	0	2	.167	1	0	3	0	.231	0	0	0-0	2	2	1	.800
14 Michael Bugary	.167	2-1	6	0	1	1	0	0	0	2	.333	0	0	1	0	.167	0	0	0-0	1	3	0	1.000
6 Kyle Spraker	.164	31-23	67	11	11	1	0	0	3	12	.179	12	2	10	1	.309	0	7	0-1	54	76	4	.970
11 Jason Corder	.094	13-8	32	2	3	0	0	0	2	3	.094	1	1	10	0	.143	1	0	1-2	8	3	2	.846
51 Ben Liepman	.000	1-0	1	0	0	0	0	0	0	0	.000	0	0	0	0	.000	0	0	0-0	0	0	0	.000
39 Michael Cooper	.000	1-1	0	0	0	0	0	0	0	0	.000	0	0	0	0	.000	0	0	0-0	3	10	3	.813

Totals	.260	54-54	1794	254	466	82	6	44	235	692	.386	164	52	287	40	.337	13	60	37-56	1438	601	67	.968
Opponents	.268	54-54	1786	251	479	62	5	20	226	611	.342	207	52	376	54	.358	17	49	40-66	1434	642	59	.972

LOB - Team (395), Opp (422). DPs turned - Team (64), Opp (48). IBB - Team (6), Errecart 3, Van Winden 1, Boesch 1, Karnofsky 1, Opp (14). Picked off - Boesch 3, Van Winden 2, Craig 2, Nesbitt 1, Satin 1, Bussiere 1, Munster 1.

OVERALL PITCHING

Player	ERA	W-L	APP	GS	CG	SHO/CBOSV	IP	H	R	ER	BB	SO	2B	3B	HR	AB	B/Avg	WP	HBP	BK	SFA	SHA	
17 Travis Erickson	0.00	0-0	1	0	0	0/0	0	0.3	1	0	0	0	0	0	0	2	.500	0	0	0	0	0	0
21 Brandon Morrow	2.05	7-4	14	14	2	0/1	0	96.7	72	34	22	39	97	13	0	5	.342	.211	6	9	0	3	10
48 Alec Harris	2.19	0-0	8	4	0	0/1	0	12.3	7	3	3	11	6	1	0	0	.39	.179	1	1	0	0	1
25 Matt Gorgen	2.50	3-5	29	1	0	0/3	2	39.7	39	15	11	18	34	7	1	1	.147	.265	6	0	0	0	5
44 Tyson Ross	3.19	6-4	15	15	1	1/0	0	84.7	74	35	30	41	85	8	1	3	.293	.253	11	10	1	4	10
33 Jeremy Burchett	3.19	0-2	23	0	0	0/0	5	31.0	29	11	11	14	23	3	1	0	.111	.261	2	4	0	1	2
18 Alex Trafton	4.10	3-4	30	0	0	0/1	3	26.3	30	14	12	15	19	8	0	0	.105	.286	1	4	2	0	3
36 Chris Petri	4.54	3-2	16	2	0	0/2	1	39.7	36	23	20	15	27	2	0	1	.145	.248	1	5	0	1	6
11 Jason Corder	4.91	0-0	7	1	0	0/1	0	7.3	14	5	4	1	6	0	0	0	.34	.412	0	1	0	0	1
39 Michael Cooper	5.31	1-3	16	12	0	0/0	0	57.7	79	44	34	16	32	4	1	3	.233	.339	4	6	1	1	6
27 Craig Bennisson	5.70	0-2	24	2	0	0/1	0	36.3	42	24	23	14	24	5	0	2	.145	.290	1	2	0	2	3
19 Dane Ferguson	6.00	0-0	2	0	0	0/0	0	3.0	3	2	2	1	0	1	1	0	.11	.273	0	1	0	0	0
14 Michael Bugary	6.55	0-1	11	0	0	0/1	0	11.0	8	10	8	11	6	1	0	0	.39	.205	5	4	0	2	1
15 Nick Tess	7.50	3-0	12	1	0	0/1	0	12.0	17	10	10	2	7	4	0	2	.49	.347	0	3	0	0	1
46 Alex Rollin	7.84	0-1	13	2	0	0/1	0	20.7	27	20	18	8	9	4	0	3	.89	.303	4	1	1	2	0
37 Kevin Barnum	13.50	0-0	1	0	0	0/0	0	0.7	1	1	1	1	0	0	0	2	.500	0	1	0	1	0	0

Totals	3.92	26-28	54	54	3	4/3	11	479.3	479	251	209	207	376	62	5	20	1786	.268	42	52	5	17	49
Opponents	3.84	28-26	54	54	5	1/1	12	478.0	466	254	204	164	287	82	6	44	1794	.260	36	52	6	13	60

PB - Team (11), Bussiere 9, Howell 2, Opp (10). Pickoffs - Team (4), Bussiere 2, Harris 1, Cooper 1, Opp (11). SBA/ATT - Bussiere (30-45), Cooper (12-15), Howell (7-14), Ross (2-10), Petri (5-8), Burchett (4-7), Morrow (4-7), Gorgen (4-7), Corder (3-4), Bugary (4-4), Cutler (3-3), Tess (0-2), Bennisson (1-1), Trafton (1-1).

CONFERENCE BATTING

Player	AVE	GP-GS	AB	R	H	2B	3B	HR	RBI	TB	SLG%	BB	HBP	SO	GDP	OB%	SF	SHSB-ATT	PO	A	E	FLD%	
23 Rob Nesbitt	.349	16-12	43	10	15	3	0	2	7	24	.558	3	5	10	0	.451	0	5	1-1	15	0	0	1.000
4 Allen Craig	.340	24-24	103	13	35	4	0	5	12	54	.524	7	1	12	2	.387	0	0	2-3	32	62	6	.940
32 Brennan Boesch	.299	24-24	97	12	29	6	0	4	20	47	.485	10	0	10	0	.358	2	0	3-5	51	2	2	.964
16 Charlie Cutler	.267	7-3	15	3	4	0	1	0	1	6	.400	0	0	1	0	.267	0	1	0-0	2	1	0	1.000
20 Jordan Karnofsky	.263	7-5	19	1	5	1	1	0	1	8	.421	2	0	5	0	.333	0	0	0-0	0	0	0	.000
22 Chris Errecart	.258	23-23	89	10	23	3	0	1	8	29	.326	9	4	19	4	.350	1	1	2-3	46	3	1	.980
42 Mike Van Winden	.232	24-23	82	8	19	2	1	0	10	23	.280	7	2	17	3	.298	3	2	1-2	203	19	2	.991
6 Kyle Spraker	.222	14-12	36	7	8	1	0	0	1	9	.250	5	1	6	1	.333	0	4	0-1	26	37	3	.955
28 Travis Howell	.222	11-10	36	5	8	2	0	0	2	10	.278	4	1	13	2	.317	0	0	2-2	53	7	2	.968
5 Brett Munster	.213	21-19	61	7	13	4	1	0	10	19	.311	5	2	9	1	.282	3	4	1-2	27	49	2	.974
2 Taylor Grigsby	.208	16-12	48	4	10	2	0	0	2	12	.250	2	1	9	1	.255	0	1	0-0	19	1	0	1.000
34 Garrett Bussiere	.197	19-18	66	6	13	0	0	3	8	22	.333	4	1	16	2	.254	0	2	0-0	139	15	2	.987
29 Ryan Hanlon	.190	8-5	21	0	4	1	0	0	1	5	.238	2	0	6	0	.261	0	0	0-1	2	1	1	.750
3 Josh Satin	.184	21-21	76	6	14	1	0	1	6	18	.237	10	1	15	3	.287	0	4	2-3	11	28	3	.929
11 Jason Corder	.167	4-3	12	0	2	0	0	0	0	2	.167	0	0	4	0	.167	0	0	1-2	3	0	1	.750
10 Stephen Carlson	.000	7-2	7	0	0	0	0	0	0	0	.000	0	2	1	0	.222	0	1	0-1	0	0	0	.000
26 Michael Brady	.000	4-0	2	1	0	0	0	0	0	0	.000	1	0	1	0	.333	0	0	0-0	2	2	1	.800

Totals	.248	24-24	813	93	202	30	4	16	89	288	.354	71	21	154	19	.322	9	25	15-26	651	270	30	.968
Opponents	.262	24-24	802	114	210	21	3	13	100	276	.344	103	29	183	22	.364	6	26	15-27	659	307	24	.976

LOB - Team (187), Opp (201). DPs turned - Team (26), Opp (21). IBB - Team (3), Errecart 3, Opp (9). Picked off - Van Winden 2, Bussiere 1, Nesbitt 1, Boesch 1.

CONFERENCE PITCHING

Player	ERA	W-L	APP	GS	CG	SHO/CBOSV	IP	H	R	ER	BB	SO	2B	3B	HR	AB	B/Avg	WP	HBP	BK	SFA	SHA
11 Jason Corder	0.00	0-0	2	0	0	0/0	0	2.0	4													

2006 FINAL RESULTS

(26-28, 9-15 in PAC-10)

DATE	OPPONENT	RESULT	RECORD	PAC-10	PITCHER	ATTEND
Feb. 3	at UC Irvine	W 6-2	1-0	-	Morrow	1,308
Feb. 4	at UC Irvine	L 10-4	1-1	-	Cooper	1,108
Feb. 5	at UC Irvine	L 7-6	1-2	-	Ross	864
Feb. 7	San Francisco	L 4-3 (10)	1-3	-	Trafton	247
Feb. 10	Long Beach State	L 7-6	1-4	-	Petrini	475
Feb. 11	Long Beach State	W 3-2	2-4	-	Trafton	855
Feb. 12	Long Beach State	W 4-1	3-4	-	Ross	1,023
Feb. 14	at UC Davis	L 13-9	3-5	-	Benningson	164
Feb. 24	UC Santa Barbara	W 3-0	4-5	-	Morrow	358
Feb. 25	UC Santa Barbara	W 4-2	5-5	-	Cooper	561
Feb. 26	UC Santa Barbara	W 2-0	6-5	-	Ross	217
Mar. 3	Stanford	W 7-6	7-5	-	Gorgen	459
Mar. 4	Stanford	L 6-5 (11)	7-6	-	Gorgen	903
Mar. 7	Georgetown	W 13-2	8-6	-	Ross	203
Mar. 10	at UNLV	W 5-1	9-6	-	Morrow	312
Mar. 11	at UNLV	L 9-6	9-7	-	Gorgen	338
Mar. 12	at UNLV	L 5-4	9-8	-	Copper	380
Mar. 14	Saint Mary's	W 6-0	10-8	-	Petrini	207
Mar. 17	Pacific	W 3-1	11-8	-	Morrow	238
Mar. 18	at Pacific	L 10-3	11-9	-	Ross	350
Mar. 19	Pacific	L 6-5 (10)	11-10	-	Trafton	689
Mar. 21	Sacramento State	W 8-2	12-10	-	Tess	187
Mar. 24	Washington*	W 9-3	13-10	1-0	Morrow	233
Mar. 25	Washington*	W 2-1	14-10	2-0	Ross	324
Mar. 26	Washington*	L 5-0	14-11	2-1	Cooper	468
Mar. 30	Arizona*	W 3-2	15-11	3-1	Morrow	287
Apr. 1	Arizona*	L 5-1	15-12	3-2	Ross	308
Apr. 1-2	Arizona*	W 5-4 (13)	16-12	4-2	Petrini	438
Apr. 5	at Santa Clara	L 12-7	16-13	-	Bugary	207
Apr. 7	at USC*	L 2-1 (10)	16-14	4-3	Burchett	581
Apr. 8	at USC*	L 3-2	16-15	4-4	Ross	959
Apr. 9	at USC*	L 10-1	16-16	4-5	Gorgen	904
Apr. 13	at Washington State*	W 9-2	17-16	5-5	Morrow	610
Apr. 14	at Washington State*	L 5-4	17-17	5-6	Benningson	541
Apr. 15	at Washington State*	W 6-4	18-17	6-6	Gorgen	127
Apr. 18	UC Davis	W 8-2	19-17	-	Tess	233
Apr. 21	Oregon State*	L 5-2	19-18	6-7	Morrow	558
Apr. 22	Oregon State*	L 5-2	19-19	6-8	Gorgen	1,025
Apr. 23	Oregon State*	L 9-7	19-20	6-9	Trafton	773
Apr. 25	vs. San Francisco%	L 7-6	19-21	-	Burchett	1,775
Apr. 28	UCLA*	L 4-2	19-22	6-10	Morrow	483
Apr. 29	UCLA*	W 3-2 (11)	20-22	7-10	Trafton	460
Apr. 30	UCLA*	W 9-4	21-22	8-10	Gorgen	715
May 1	Stanford	W 4-3	22-22	-	Tess	223
May 2	at Saint Mary's	W 7-6	23-22	-	Trafton	236
May 5	at Stanford*	L 3-2	23-23	8-11	Morrow	1,918
May 6	at Stanford*	W 5-1	24-23	9-11	Ross	2,028
May 7	at Stanford*	L 6-4	24-24	9-12	Rollin	2,586
May 9	San Francisco	L 9-5	24-25	-	Trafton	211
May 10	Santa Clara	W 6-0	25-25	-	Petrini	202
May 23	at Pacific	W 3-2	26-25	-	Ross	321
May 26	at Arizona State*	L 13-5	26-26	9-13	Morrow	2,813
May 27	at Arizona State*	L 9-3	26-27	9-14	Petrini	3,318
May 28	at Arizona State*	L 7-6 (11)	26-28	9-15	Gorgen	2,551

*Pac-10 Game


%Played at AT&T Park




PACIFIC-10 CONFERENCE STATS

2006 FINAL STANDINGS

	CONFERENCE				ALL GAMES				HOME	AWAY	NEUT
	W	L	PCT	GB	W	L	T	PCT			
Oregon State	16	7	.696	-	50	16	0	.758	27-4	13-9	10-3
Arizona State	14	10	.583	2.5	37	21	0	.638	23-5	11-12	3-4
UCLA	13	10	.565	3.0	33	25	0	.569	19-12	13-12	1-1
Arizona	12	12	.500	4.0	27	28	0	.491	16-15	9-12	2-1
Washington	11	13	.458	5.5	36	25	0	.590	19-12	15-13	2-0
Stanford	11	13	.458	5.5	33	27	0	.550	17-12	14-15	2-0
USC	11	13	.458	5.5	25	33	0	.431	16-16	9-17	0-0
Washington State	10	14	.417	6.5	36	23	0	.610	11-11	17-10	8-2
California	9	15	.375	7.5	26	28	0	.481	19-11	7-16	0-1




Allen Craig



Brennan Boesch



Taylor Grigsby



Ryan Hanlon

OVERALL TEAM BATTING

Team	AVG	G	AB	R	H	2B	3B	HR	RBI	TB	SLG%	BB	HBP	SO	GDP	OB%	SF	SH	SB	ATT
Arizona State	.319	58	2070	440	661	113	28	47	408	971	.469	268	56	390	41	.408	23	36	69	89
USC	.313	58	2004	377	627	100	12	32	347	847	.423	244	59	308	55	.398	32	63	43	74
Washington St.	.310	59	2091	409	649	125	9	37	352	903	.432	206	91	338	56	.392	28	47	89	122
Arizona	.305	55	1946	405	594	105	34	43	365	896	.460	186	96	402	45	.388	32	40	54	87
Oregon State	.302	66	2264	463	684	125	31	36	412	979	.432	315	75	401	45	.399	37	72	79	104
Stanford	.286	60	2065	335	591	105	16	40	311	848	.411	203	44	350	51	.359	25	45	31	48
UCLA	.286	58	1988	337	568	120	14	55	302	881	.443	200	62	368	47	.365	22	34	21	42
Washington	.282	61	2160	389	609	101	10	86	351	988	.457	244	61	439	39	.368	17	20	55	83
California	.260	54	1794	254	466	82	6	44	235	692	.386	164	52	287	40	.337	13	60	37	56

INDIVIDUAL BATTING

BATTING AVERAGE		HITS		RUNS		RUNS BATTED IN	
Prince, WSU	.401	Minaker, STAN	94	Gillespie, OSU	83	Minaker, STAN	68
Hankerd, USC	.383	Gillespie, OSU	89	Boyer, ARIZ	65	Davis, ASU	65
Hague, WASH	.381	Miller, WSU	88	Cusick, USC	63	Prince, WSU	58
Gillespie, OSU	.374	Hankerd, USC	88	Curtis, ASU	60	Gillespie, OSU	57
Wallace, ASU	.371	Barney, OSU	86	Hankerd, USC	58	Rowe, OSU	56
Cusick, USC	.369	Hague, WASH	86	Coulter, WSU	54	Hankerd, USC	55
Minaker, STAN	.364	Cusick, USC	83	Hague, WASH	53	Canham, OSU	54
Miller, WSU	.361	Prince, WSU	83	Barney, OSU	53	Curtis, ASU	54
Sogard, ASU	.353	Rindal, WASH	82	Clem, WASH	52	Clem, WASH	53
Rindal, WASH	.350	Curtis, ASU	80	Two tied at	50	McFeely, OSU	51



DOUBLES

Miller, WSU	28
Gillespie, OSU	25
Rowe, OSU	22
Minaker, STAN	21
Rindal, WASH	21
Davis, ASU	20
Donald, ARIZ	19
Smith, UCLA	18
Hague, WASH	17
Gran, WSU	17

TRIPLES


Boyer, ARIZ	9
McFeely, OSU	6
Crawford, UCLA	6
Sogard, ASU	5
Gillespie, OSU	5
Canham, OSU	5
Curtis, ASU	5
Steele, ARIZ	5
Fox, ASU	5
Sedbrook, ARIZ	5

HOME RUNS


Clem, WASH	20
Stevens, WASH	17
Gillespie, OSU	13
Lane, WASH	12
Craig, CAL	11
Minaker, STAN	11
Glenn, ARIZ	10
Boesch, CAL	10
Rindal, WASH	10
Hanker, USC	10

STOLEN BASES


Curtis, ASU	21
Boyer, ARIZ	21
Miller, WSU	17
Barney, OSU	16
Gillespie, OSU	15
Miller, WSU	14
Gran, WSU	13
Graham, OSU	11
Fox, ASU	11
Three tied at	10




Matt Gorgen



Brandon Morrow



Tyson Ross



Alex Trafton

OVERALL TEAM PITCHING

Team	ERA	W	L	G	CG	SHO	CBO	SV	IP	H	R	ER	BB	SO
Oregon State	3.41	50	16	66	4	8	7	21	585.3	509	261	222	237	461
UCLA	3.77	33	25	58	6	1	1	11	516.3	496	253	216	173	436
California	3.92	26	28	54	3	4	3	11	479.3	479	251	209	207	376
Stanford	4.55	33	27	60	6	1	0	13	538.0	596	329	272	186	426
Washington State	4.87	36	23	59	0	2	2	17	530.3	600	347	287	180	404
Arizona State	4.88	37	21	58	0	0	0	13	518.3	547	357	281	242	488
Washington	4.97	36	25	61	3	4	2	19	548.3	537	359	303	289	488
USC	5.23	25	33	58	1	1	1	6	516.0	614	363	300	212	343
Arizona	5.41	27	28	55	1	4	3	13	490.3	591	353	295	238	484

INDIVIDUAL PITCHING

EARNED RUN AVERAGE

Lincecum, WASH	1.94
Morrow, CAL	2.05
Nickerson, OSU	2.24
Huff, UCLA	2.98
Stutes, OSU	3.10
Ross, CAL	3.19
Reynolds, STAN	3.31
Buck, OSU	3.44
Ambriz, UCLA	3.65
Cribby, WASH	3.76

WINS

Buck, OSU	13
Nickerson, OSU	13
Lincecum, WASH	12
Stutes, OSU	8
Ambriz, UCLA	8
Morrow, CAL	7
Five more tied at	7

SAVES

Gunderson, OSU	20
Cribby, WASH	10
Webb, WSU	8
Bleich, STAN	7
Schlereth, ARIZ	7
Koss, USC	6
Zinicola, ASU	6
Burchett, CAL	5
Four tied at	4

INNINGS PITCHED

Nickerson, OSU	136.7
Huff, UCLA	129.7
Buck, OSU	128.3
Reynolds, STAN	127.7
Lincecum, WASH	125.3
Ambriz, UCLA	113.3
Kennedy, USC	101.7
Milone, USC	98.3
Brummett, UCLA	97.7
Morrow, CAL	96.7

STRIKEOUTS

Lincecum, WASH	199
Nickerson, OSU	131
Reynolds, STAN	108
Kennedy, USC	102
Huff, UCLA	100

Morrow, CAL	97
Ambriz, UCLA	97
Buck, OSU	97
Guilmet, ARIZ	87
Ross, CAL	85

APPEARANCES

Dunn, USC	40
Gunderson, OSU	37
Martinez, ASU	32
Parrow, USC	31
Bordes, ASU	31
Olsen, USC	31
Koss, USC	30
Trafton, CAL	30
Gorgen, CAL	29
Three more tied at	29

